

ascott

testing corrosion resistance to the limit

Salt Spray and Cyclic Corrosion Test Chambers



Ascott - leading by design



Showcase!

Highlighting some of the new optional accessories introduced for use with the latest product range.

ACC01 - Kit for Renault D17 2028 compliance

The Renault D17 2028 cyclic corrosion test specification - known widely as ECC-1, requires special features for compliance. This kit ensures that an Ascott CC1000ip chamber is fully equipped with these features.

ACC112 - Midi dehumidification unit

Introduced as a cost-effective way of ensuring Ascott CCT chambers can comply with the increasing number of CCT specifications that require a period of ambient temperature and humidity exposure (typically around +23°C/+74°F & 50%RH) during the test. This must be accomplished independently of the room conditions in which the chamber is located since these conditions can vary over time. The midi unit comprises a mid-sized, free-standing air conditioner, connected to the chamber via flexible hoses.

ACC114 - SIM Card Connectivity

This option integrates a SIM card reader into the chamber control system. This enables the chamber user, after procuring a mobile cellular SIM card from a local service provider and inserting it into the SIM card reader, to program the chamber via the front panel controller, to use the SIM card reader to send preset SMS messages to phone numbers of the users choice, should predetermined alarm conditions arise in the chamber.

ACC116 - Electronic Catchpots®

Most test standards require the salt spray fall-out inside a salt spray chamber to be collected and measured regularly during testing. The traditional method requires the chamber to be opened at regular intervals to

ensure the fall-out is within the specified limits. This interrupts the testing and unsettles the climate inside the chamber. Ascott Electronic Catchpots address these issues by automating much of this process.

The Catchpots continuously measure the amount of fall-out inside the chamber and clearly displays the results digitally at the operator interface. This can be configured to automatically adjust the salt spray delivery system, to keep the fall-out within specification.

ACC118 - Automatic salt dosing brine reservoir

This 'intelligent' salt solution reservoir features its own self-contained control system for automatically mixing salt with water, to produce a brine solution of the required concentration. A digital display shows the precise concentration achieved. Brine solution is produced continuously so, subject to demand, the reservoir may be capable of supplying multiple corrosion test chambers.

ACC120 - Software

All suffix iP chambers can be connected to a local area network (LAN) via their RJ45 (Ethernet) port. If the ACC120 software is installed on a suitable computer connected to the LAN (either wired or wirelessly) then the computer and chamber can communicate with each other. The software can be used to remotely monitor and log the temperature & humidity levels inside the chamber and display this information, including setpoints, as an easy to read plot. It also enables remote control and programming of the chamber, using icon based on-screen commands, which mimic those used by the chamber control system.

ascott

At the forefront of chamber design

Ascott have been at the forefront of test chamber design for many years, and our latest product range embodies customer led innovation, blending performance with technical excellence. The creation and control of corrosive climates has never been more demanding. The development of new materials and

surface coatings, plus increasing user expectations gives rise to ever more rigorous testing. This is our forte. Let our expertise be your reassurance that choosing an Ascott chamber will ensure your testing is precise, compliant and repeatable.

Salt Spray Corrosion Test Chambers

The salt spray test (also known as salt fog or salt mist) has been the bench-mark corrosion test in many industries for decades. With such a long history, so much test data and many international test standards written around it, it remains a very popular choice as a relatively quick comparative

test, to check whether or not test samples corrode in accordance with expectations. It's main application is therefore to audit the effectiveness of a production process.

Cyclic Corrosion Test (CCT) Chambers

Cyclic Corrosion Testing is a means of recreating/accelerating a variety of corrosive climates, within the convenience of a test chamber. It is a useful test for predicting the life expectancy of materials and components under simulated

service life conditions. It has gained wide acceptance, particularly in the automotive industry, where many manufacturers have developed their own CCT standards.

Spray Corrosion Test Chambers

Modes of operation

Ascott salt spray test chambers are offered in two model ranges: *Standard* & *Premium*.

Standard models meet the requirements of basic, continuous salt spray tests conducted at a single temperature only, such as ASTM B117 and similar international test standards, and may be used with pH neutral salt solutions (NSS) or those acidified by the addition of Acetic Acid (ASS) or Cupric Acid (CASS).

Premium models can perform the same basic salt

spray tests, but in addition are equipped with extra features which enable them to undertake 'modified' tests such as those defined in ASTM G85. Here conventional salt spray is often combined with one other climate, in a two-part cycle, to accelerate the test. For example: salt spray and condensation humidity (SWAAT) or salt spray and drying (PROHESION) or salt spray and SO₂ testing.



Premium 120 Ltr salt spray chamber



Standard salt spray chamber controller



Premium 450 Ltr salt spray chamber

Cyclic Corrosion Test (CCT) Chambers

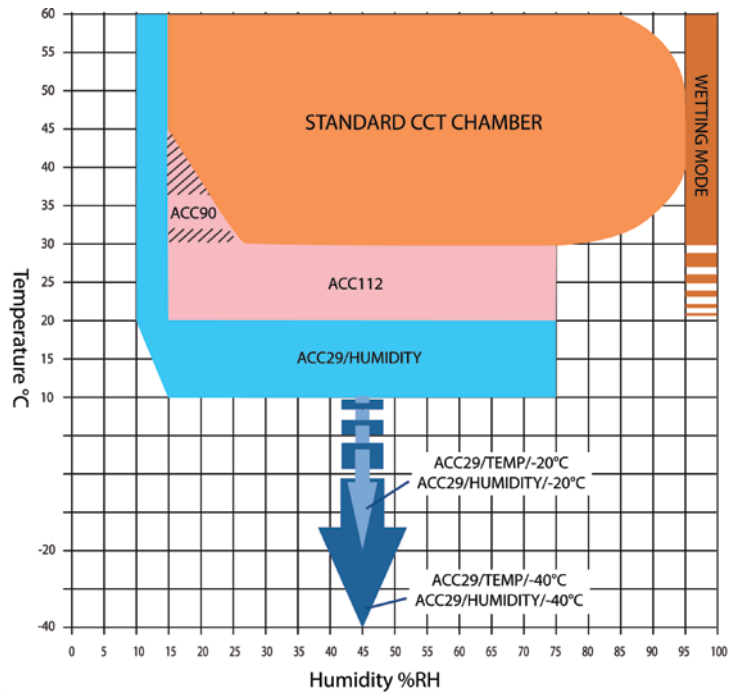
Modes of operation

Ascott CCT chambers are designed to be flexible enough to comply with as many different CCT specifications as possible. As standard they come with the ability to create 4 distinct climates:

1. Salt spray
2. Condensation humidity (wetting)
3. Air drying
4. Controlled humidity

- which may be programmed to occur in any sequence and be repeated automatically. By choosing from a wide range of optional accessories, these climates may be added to as required to further extend the number of climates and conditions that can be created.

Graph showing standard range of temperature/humidity control for a CCT chamber and how this may be extended by the addition of optional accessories.



1000 Ltr CCT chamber



CCT chamber control panel

Test Chambers [Key features

All Ascott corrosion test chamber models feature:

- Touch-screen operator control interface.
- 'Easy Open' pneumatically operated canopy.
- Dry seal gasket prevents wetting operator's clothes, etc.
- Low loading threshold for loading and unloading.
- Floor standing models have a large capacity salt solution reservoir mounted on castors for mobility.
- Calibration certificate
- Canopy color choice
- Set of sample racks
- Interior viewing window
- Consumables spares kit
- Easily accessible salt spray atomizer(s) in transparent hard-wearing acrylic.
- Purge of the cabinet interior with fresh air after testing and before the chamber is opened.



2000 Ltr CCT chamber

Additional features of *Premium* Salt Spr

- Touch-screen, full color user control interface, employing the latest version of our highly intuitive operating software, for ease of programming and use.
- The operating software has a very large capacity for the creation of complex multi-step test programmes, so that the widest possible range of test profiles can be accommodated.
- The icon based control interface offers a variety of languages built-in for ease of understanding and use.
- RJ45 communications port enabling the chamber to be wired or wirelessly connected to a local area network (LAN) for logging and remote programming via a computer running optional software.
- A real-time, user configurable 'clock' to enable different test samples to be batched and have their exposure time monitored separately, with alarms to warn when a pre-set test period has been completed.

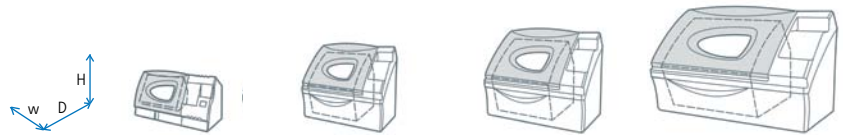
Test Chambers Specifications

Salt spray chamber performance

Temperature range	Adjustable from ambient to +50°C/+122°F
Salt spray fall-out rates	Adjustable from 0.5 to 2.5 ml per 80 cm ² per hour
Wetting mode (Premium chambers only)	Adjustable from ambient to +50°C/+122°F
Drying mode (Premium chambers only)	Adjustable from ambient to +50°C/+122°F

Cyclic corrosion test chamber performance

Wetting mode	Temperature range	Adjustable from ambient to +60°C/+140°F
	Humidity range	Fixed at 95% - 100% RH
Salt spray mode	Temperature range	Adjustable from ambient to +50°C/+122°F
	Salt spray fall-out rates	Adjustable from 0.5 to 2.5 ml per 80 cm ² per hour*
Drying mode	Temperature range	Adjustable from ambient to +70°C/+158°F
	Humidity range	Uncontrolled
Controlled humidity mode	Temperature/humidity range	See graph on page 5



Standard salt spray chambers	S120iS	S450iS	S1000iS	S2000iS
Premium salt spray chambers	S120iP	S450iP	S1000iP	S2000iP
Cyclic corrosion test chambers	-	CC450iP	CC1000iP	CC2000iP
Chamber capacity	120 Ltrs./4.2 cu.ft	450 Ltrs./15.8 cu.ft	1000 Ltrs./35.3 cu.ft	2000 Ltrs./70.6 cu.ft
Mounting format	Bench top	Floor standing	Floor standing	Floor standing
Loading threshold	280mm/11"	800mm/31.5"	800mm/31.5"	800mm/31.5"
Chamber external dimensions, max				
W	1315mm/51.8"	1660mm/65.4"	2025mm/80.0"	2885mm/113.6"
D	680mm/26.8"	840mm/33.1"	1205mm/47.5"	1205mm/47.5"
H	800mm/31.5"	1510mm/59.5"	1720mm/67.5"	1720mm/67.5"
Chamber internal dimensions, max				
W	715mm/28.2"	1010mm/39.5"	1300mm/51.2"	2160mm/85.0"
D	490mm/19.3"	640mm/25.0"	980mm/38.5"	980mm/38.5"
H	490mm/19.3"	1140mm/45.0"	1320mm/52.0"	1320mm/52.0"
Salt solution reservoir ext. dimensions				
W	integral	460mm/18.1"	560mm/22.0"	560mm/22.0"
D	integral	620mm/24.5"	620mm/24.5"	620mm/24.5"
H	integral	675mm/26.6"	675mm/26.6"	675mm/26.6"
Salt solution reservoir capacity (for extra capacity, see optional accessory ACC02)	40 Ltrs/10.5 US gal	80 Ltrs/21 US gal	115 Ltrs/30.4 US gal	115 Ltrs/30.4 US gal
Removable slotted sample racks (see also optional accessories ACC17/ACC18)	4 racks each with 23 angled slots	6 racks each with 28 angled slots	8 racks each with 46 angled slots	16 racks each with 46 angled slots
Chamber construction	Glass reinforced plastic, Polypropylene & PVC parts			
Color	9 standard colors to choose from			
Electricity supply				
Standard salt spray models	1 phase	1 phase	1 phase	1 phase
Premium salt spray models	1 phase	1 phase	1 phase	3 phase
CCT models	-	3 phase	3 phase	3 phase
	Voltage (VAC) and frequency (Hz) dependant on country/region of installation			
Water	Deionized/distilled for topping up air saturator and making salt solution. Air saturator requires a continuous water connection 0.5–6.0 bar (7.3–87 psi). If air saturator is topped up manually, option ACC66 must be ordered			
Air	Clean dry & oil free, 4.0 to 6.0 bar (58-87psi) with 240 Ltrs (8.5cu.ft) per minute flow			
Exhaust	3m (10ft) exhaust pipe is provided which should be terminated outside building			
Drain	3m (10ft) drain pipe provided which should be terminated into floor level drain			
Operating environment conditions	+15 to +30°C (+59 to 86°F), 85% max RH (non-condensing) ambient			

* Option ACC01 increases fallout rate up to 5.5 ml per 80 cm² per hour.

Test Chambers [Optional accessories

All Ascott chambers are supplied comprehensively equipped and ready to run, once connected to the necessary external service utilities. The following optional accessories may not therefore be necessary, but some may be considered desirable. Most of the accessories on this page may be used with any of our chamber types. The color key ● ● ● shown alongside each item provides a clear guide to the compatibility between the accessory and the chamber types.

Optional testing facilities

				Standard salt spray chambers	Premium salt spray chambers	Cyclic corrosion test chambers	F = factory fitted only A = available separately
	Kit for Renault D17 2028 (ECC-1) compliance	ACC01/†	A convenient kit of all necessary accessories (at a specially discounted price) to equip a CC1000ip chamber for compliance with ECC-1. Two versions of this kit are offered, featuring two choices of climate control unit. See graph on page 5 for differences in range of operation. Note: Only suitable for use with CC1000ip chambers. † Specify as: ACC01/1 to include the ACC80/1000 & ACC90/1000 options ACC01/2* to include the ACC112/1000 & ACC112/INTERFACE/1000 options * not suitable for use with option ACC46.	-	-	●	F
	Air Conditioner Interface	ACC29/INTERFACE/****	Pre-equips a CCT chamber with everything needed to connect it to an ACC29 air conditioning unit (available separately) The fitting of this interface enables the air conditioning unit to be procured at the same time as the chamber, or later if required. **** Specify chamber size in Ltrs. Note: not suitable for use with option ACC46.	-	-	●	F
	Air Conditioning	ACC29/TEMP	Refrigeration control only A separate and freestanding air conditioning unit to provide a refrigerated atmosphere inside the chamber from ambient to below freezing. Two types are available: ACC29/TEMP/****/-20C for refrigeration to -20°C/-4°F ACC29/TEMP/****/-40C for refrigeration to -40°C/-40°F See graph on page 5 for range of operation. Note: all versions of ACC29 require the chamber to be pre-equipped with option: ACC29/INTERFACE.	-	-	●	A
		ACC29/HUMIDITY	Refrigeration & humidity control A separate and freestanding air conditioning unit to provide refrigeration & humidity control inside the chamber. Refrigeration control is from ambient to below freezing. Humidity control is from ambient to +10°C/50°F above freezing. Two types are available: ACC29/HUMIDITY/****/-20C for refrigeration to -20°C/-4°F ACC29/HUMIDITY/****/-40C for refrigeration to -40°C/-40°F **** Specify chamber size in Ltrs. See graph on page 5 for range of operation. Note: all versions of ACC29 require the chamber to be pre-equipped with option: ACC29/INTERFACE.	-	-	●	A
	Interface for ACC112	ACC112/INTERFACE/****	Pre-equips a CCT chamber with everything needed to connect it to an ACC112 midi dehumidification unit (available separately) The fitting of this interface enables the midi dehumidification unit to be procured at the same time as the chamber, or later if required. Note: not suitable for use with option ACC46. **** Specify chamber size in Ltrs.	-	-	●	F
	Midi dehumidification unit	ACC112/****	A mid-size, air conditioning unit, to enable controlled 'ambient' climates to be created within a CCT chamber, independent of the temperature and humidity of the room in which it is located. See graph on page 5 for range of operation. **** Specify chamber size in Ltrs. Note: all ACC112 versions require chamber to be pre-equipped with option ACC112/INTERFACE	-	-	●	A
	Salt spray (vertically down)	ACC30/****	High level, multiple spray nozzles which spray salt water directly down onto the samples under test. Spray time and duration are both user programmable. A separate holding tank holds salt water at ambient temperature. Required by SAEJ2334 and some GM tests. **** Specify chamber size in Ltrs.	-	-	●	F
	Water fog humidity	ACC32/****	Provides high humidity conditions (95 -100% RH) by spraying water as a fog. Includes an additional reservoir for water, fog atomizer(s) and associated pumping equipment. **** Specify chamber size in Ltrs.	-	-	●	F
	Liquid Immersion Interface	ACC34/INTERFACE/****	Pre-equips a CCT chamber with everything needed to connect it to an ACC34 liquid immersion facility (available separately) The fitting of this interface enables the liquid immersion facility to be procured at the same time as the chamber, or later if required. **** Specify chamber size in Ltrs. Note: not suitable for use with option ACC46.	-	-	●	F
	Liquid immersion	ACC34/****	Under programmed control, heated immersion liquid (usually salt water heated to a user adjustable temperature up to +50°C/+122°F) is automatically pumped from the holding tank into the chamber, immersing the test samples. The liquid is automatically returned to the holding tank at the end of the immersion period. **** Specify chamber size in Ltrs Note: all versions of ACC34 require the chamber to be pre-equipped with option: ACC32/INTERFACE.	-	-	●	A
	Wall wash	ACC42/****	Comprises of a water spray rig to automatically wash the internal walls of the chamber with water. Both wash time and duration are user programmable. Requires the chamber to be connected to a continuous pressurized water supply of suitable quality and temperature. **** Specify chamber size in Ltrs	-	-	●	F
	SO2 Gas Dosing	ACC46/****	Designed to meet the requirements of ASTM G85 annex A4, this optional accessory comprises of a chamber mounted dispersion tube, through which SO2 gas is introduced, at a user adjustable rate and for a programmable duration. **** Specify chamber size in Ltrs Note 1. The provision of the SO2 gas cylinder and connector are the users responsibility and are not included as part of this option. Note 2. The ACC46 is not suitable for use with options: ACC01/2, ACC10, ACC29/INTERFACE, ACC34/INTERFACE, ACC92 and ACC112/INTERFACE.	-	●	●	F
	Multi-solution salt spray	ACC86/****	Enables up to three different salt spray climates to be created which can be individually programmed to occur within any test program. Additional salt solution reservoirs, atomizers etc, are included. **** Specify chamber size in Ltrs	-	-	●	F

Test Chambers [Optional accessories

Data measurement & recording

ACC28



ACC40/2



ACC100



ACC108



1 pen chart recorder paper type ††	ACC08/1	1 pen, 100mm/4" wide, paper strip chart recorder, coupled to a temperature sensor, for continuously recording the chamber air temperature (°C). †† Recorder is free-standing for 120 Ltrs chambers, & chamber mounted for other models.	● ● ● ●	F
2 pen chart recorder paper type ††	ACC08/2	2 pen, 100mm/4" wide, paper strip chart recorder, coupled to temperature and humidity sensors, for continuously recording the chamber air temperature (°C) and relative humidity (%RH). †† Recorder is free-standing for 120 Ltrs chambers, & chamber mounted for other models.	- ● ● ●	F
Hand held pH meter	ACC11	Digital pH meter, for measuring the pH of salt solution fallout over range 0-14 pH with a resolution of 0.01 pH. Supplied complete with buffers.	● ● ● ●	A
Hand held temp & humidity probe	ACC28	Precision hand-held thermo-hygrometer for independently checking the chamber temperature and humidity. Includes a special salt resistant measuring probe mounted on an extension cable. Range: -40 to +85°C & 0 to 100%RH. Requires any size entry port (see option ACC10) to access the chamber interior.	● ● ● ●	A
Re-transmission of temperature & humidity signals	ACC36	Re-transmission of chamber temp & humidity as 2 x 0-10VDC signals via externally mounted socket. For remote data logging.	- ● ● ●	F
Thermometer pocket in air saturator	ACC37	This option provides a 6mm/0.24" internal diameter thermopocket, mounted in the air saturator. Users may insert their own independent temperature probe into this, if they wish to independently monitor the air saturator temperature.	● ● ● ●	F
2 pen chart recorder-paperless type ††	ACC40/2	2 pen paperless chart recorder, coupled to temperature and humidity sensors, for continuously recording the chamber air temperature (°C) and relative humidity (%RH). Records values electronically on to a virtual chart. Data can be stored on integral USB drive and/or downloaded to a network computer running appropriate software (see option ACC41) via RJ45 (Ethernet) connector. †† Recorder is free-standing for 120 Ltrs chambers, & chamber mounted for other models.	- ● ● ●	F
Software for paperless chart recorder	ACC41	Software for paperless chart recorder (separate option ACC40/2). When loaded on a network computer enables monitoring and graphical storage of actual chamber temperature and humidity profiles.	ACC40/2	A
Temperature data logger	ACC50	A battery powered, chamber mounted data logger and temperature sensor. Continuously records the chamber air temperature (°C). Logs can be downloaded to a computer running appropriate software (provided).	● ● ● ●	F
Temperature & humidity data logger	ACC52	A hand-held data logger for monitoring chamber temperature and humidity (%RH) levels using a combined temperature and humidity sensor. Requires any size entry port (see option ACC10) to access the chamber interior.	● ● ● ●	F
Salt solution reservoir low level alarm	ACC70	Operates if the salt solution level falls below requirement for approximately 18 hours testing at 1-2ml/hour fall-out rates. Sounds audible alarm and displays warning message. If reservoir is not refilled within 18 hours the running chamber program will automatically pause/stop.	● ● ● ●	F
Hand-held salinity refractometer	ACC100	A salinity refractometer optimized to give a direct reading of percentage sodium chloride in the range 0 to 28%, with automatic temperature compensation. A single drop of the salt solution to be measured is placed on the viewing window, using the pipette supplied, and its salinity read against a high contrast scale, graduated in % sodium chloride, to give an accurate reading.	● ● ● ●	A
Salt solution consumption sensor	ACC102	This option comprises of an electronic liquid flow sensor mounted inside the chamber and situated in-line between the salt solution reservoir and the salt spray atomizer. The sensor measures the flow of salt solution from the reservoir to the atomizer. The output from the sensor is displayed digitally at the chamber HMI as instantaneous consumption in ml per min and total consumption in ml.	- ● ● ●	F
Temperature & humidity sensor extension cable	ACC104	Extension cable to allow chamber sensor to be positioned (& chamber to be controlled) at any point inside chamber.	- ● ● ●	A
Fallout measuring kit	ACC108	Comprises of 4 x 100ml measuring cylinders and 4 x 100mm diameter funnels, for manually collecting and measuring salt spray fall-out inside a chamber, during salt spray testing.	● ● ● ●	A

Standard salt spray chambers
Premium salt spray chambers
Cyclic corrosion test chambers

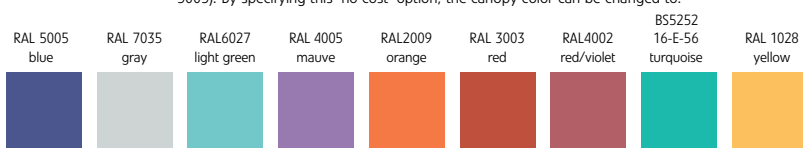
F = factory fitted only
A = available separately

Test Chambers [Optional accessories

Additional & alternative chamber fittings



ACC10/35	Entry ports	ACC10†	Sealable chamber entry port through the chamber's left hand wall to enable the connection of external monitoring/driving equipment. Note: not suitable for use with option ACC46. † Specify as: ACC10/35 35mm/1.37" diameter ACC10/110 110mm/4.33" diameter (not available for 120 Ltr chambers)	● ● ●	F
ACC15	Mesh type racking	ACC15/****	Mesh type racking for testing small components. Locates on the high level shelf supports provided as standard inside the chamber, and removable if required. **** Specify chamber size in Ltrs.	● ● ●	A
ACC16	Slotted type sample racks	ACC16/****	Removable slotted type sample rack for testing panels/coupons. Each slot is 3mm/1/8" wide and angled at 15 degrees from vertical. Such racks are supplied as standard, unless otherwise specified. Wider slots and/or different angles are available on request. **** Specify chamber size in Ltrs.	● ● ●	A
ACC17	Rod type sample racks	ACC17/****	Removable rod type sample rack for suspending small test samples hung beneath, or for supporting larger test samples placed on top of these racks. **** Specify chamber size in Ltrs.	● ● ●	A
ACC18	Spiked type sample racks	ACC18/****	Removable spiked type sample rack for suspending test samples from the 10mm/0.4" diameter x 55mm/2" long spikes, equally spaced, and protruding from opposite sides. **** Specify as: ACC18/120 (9 spikes), ACC18/450 (12 spikes), & ACC18/1000/2000 (18 spikes) for 120, 450 & 1000/2000 Ltrs models respectively.	● ● ●	A
ACC19	Reinforced false floor	ACC19/****	Removable reinforced false floor, providing a horizontal platform over the chamber base for supporting large/heavy test samples. **** Specify chamber size in Ltrs.	● ● ●	A
ACC18	Interior illumination	ACC26/****	Illuminates the chamber interior when a control panel push-button is pressed. **** Specify chamber size in Ltrs.	● ● ●	F
ACC19	Canopy color change	ACC60†	As standard, and unless otherwise specified, chambers will be fitted with a blue canopy (RAL 5005). By specifying this 'no cost' option, the canopy color can be changed to:	● ● ●	F



† specify color required. Colors are a representation only

ACC26	Manual filling air saturator	ACC66	Enables air saturator to be manually filled and periodically topped up with water by hand as an alternative to the automatic fill and top up provided as standard. Adds 75mm/3" to external chamber width.	● ● ●	F
ACC66	Window insulated cover	ACC82/****	Comprises of a removable insulated cover, which is specially shaped to match the window aperture. This will reduce the amount of condensation that can form on the inside of the window during testing and will also improve thermal efficiency. **** Specify chamber size in Ltrs.	● ● ●	A
ACC82	Racks for radiators	ACC84	Support racking for different sizes of vehicle radiator. Attachment points allow radiator to be positioned at various angles. Several radiators may be accommodated if the inclination angle is shallow. 1000 Ltr chambers can accommodate 1x ACC84; 2000 Ltr chambers can accommodate up to 2x ACC84 (not suitable for 120 or 450 Ltr chambers).	● ● ●	A
ACC84	Racks for brake disks	ACC88	Specifically designed to support vehicle brake disks at an angle of 15 degrees from vertical. Each rack can support up to two disks. The rack locates over two adjacent sample racks as supplied with each new Ascott chamber.	● ● ●	A
ACC84	Compressed air coupling	ACC94	A control panel mounted, quick release coupling to facilitate the connection of a third-party air pressure gauge (not supplied) for checking/calibrating the chamber's own air pressure gauge.	● ● ●	F
ACC88	Atomizer airflow optimizer	ACC106	An airflow anemometer with adaptor, to enable the chamber atomizer airflow to be checked and optimized.	● ● ●	A
ACC88	Vertically operating canopy	ACC110/****	Special design of canopy to allow it to open to a vertical position to enable access from above (e.g. by hoist) for large and/or heavy test samples. **** Specify chamber size in Ltrs. Not available for 120 Ltr chambers.	● ● ●	F

Service & spares kits details of contents available on request



ACC12/3	1 year consumables spares kit	ACC12/C	A kit of consumables sufficient for up to 1 year. Note: 1 consumables spares kit is supplied as standard with every new chamber.	● ● ●	A
ACC12/3	1 year service & spares kit for ACC04	ACC12/AIR	A kit of spare parts for servicing and maintaining the chamber air compressor optional accessory for up to 1 year.	● ● ●	ACC04 A
ACC12/3	1 year service & spares kit for ACC08/1	ACC12/REC/1	A kit of spare parts for servicing and maintaining the 1 pen paper chart recorder optional accessory for up to 1 year.	● ● ●	ACC08/1 A
ACC12/3	1 year service & spares kit for ACC08/2	ACC12/REC/2	A kit of spare parts for servicing and maintaining the 2 pen paper chart recorder optional accessory for up to 1 year.	● ● ●	ACC08/2 A
ACC12/6	3 year chamber service & spares kit	ACC12/SSC/3	An initial kit of spare parts for servicing and maintaining a chamber for up to 3 years from its first use.	● ● ●	A
ACC12/6	6 year chamber service & spares kit	ACC12/SSC/6	A comprehensive kit for servicing and maintaining a chamber for up to 6 years from its first use, or its last service.	● ● ●	A

Standard salt spray chambers	●
Premium salt spray chambers	●
Cyclic corrosion test chambers	●
F = factory fitted only	F
A = available separately	A

All Ascott chambers are  marked.

Catchpots[®] is a trademark of Ascott Analytical Equipment Limited

Prohesion[®] is a trademark of Croda Mebon Ltd

It is the policy of Ascott Analytical Equipment Ltd to protect its products by means of patents, registered trademarks and registered designs. The information contained herein was correct at time of going to press and is subject to change without notice.

© 2011 Ascott Analytical Equipment Ltd

Issue C

Local representative/supplier

ascott

North American Office

Ascott Analytical Equipment
39830 Grand River Avenue, Suite B3
Novi, MI 48375, USA
phone: +1 248 306 0394
fax: +1 248 306 0396
email: info@ascott-analytical.com
web: www.ascott-analytical.com

European Office

Ascott Analytical Equipment Limited
Unit 6 Gerard, Lichfield Road Industrial Estate
Tamworth, Staffordshire, B79 7UW, Great Britain
phone: +44 (0) 1827 318040
fax: +44 (0) 1827 318049
email: info@ascott-analytical.com
web: www.ascott-analytical.co.uk